



Carafra Industrial Composites

SealXpert™

EXPERT IN PIPELINE PRODUCTS

PRODUCTS CATALOGUE



SealXpert® Products

Engineered Industrial MRO Solutions

SealXpert® Products is an ISO certified company. We offer a range of proven maintenance and repair products that are unique in pipeline service. Our products received accreditation from American Bureau of Shipping (ABS) and currently sold in more than 55 countries worldwide including Asia, Australia, Europe, Middle East, Africa, and North and South America.

Our range of maintenance and repair products are used for leak repair, corrosion protection, corrosion repair and reinforcement, parts repair and rebuilding, corrosion and wear coating, asset maintenance, fire protection, pipeline rehabilitation, etc. Each of the products is engineered to be applied on many applications. These products eliminate or minimize the cost of plants and equipment downtime.

Our products are applied across wide industries including oil and gas, offshore, petrochemical, chemical, marine, power generation, pulp and paper, mining and metals, pharmaceutical, semiconductor and electronics, manufacturing and processing, water and waste water, buildings and facilities maintenance.



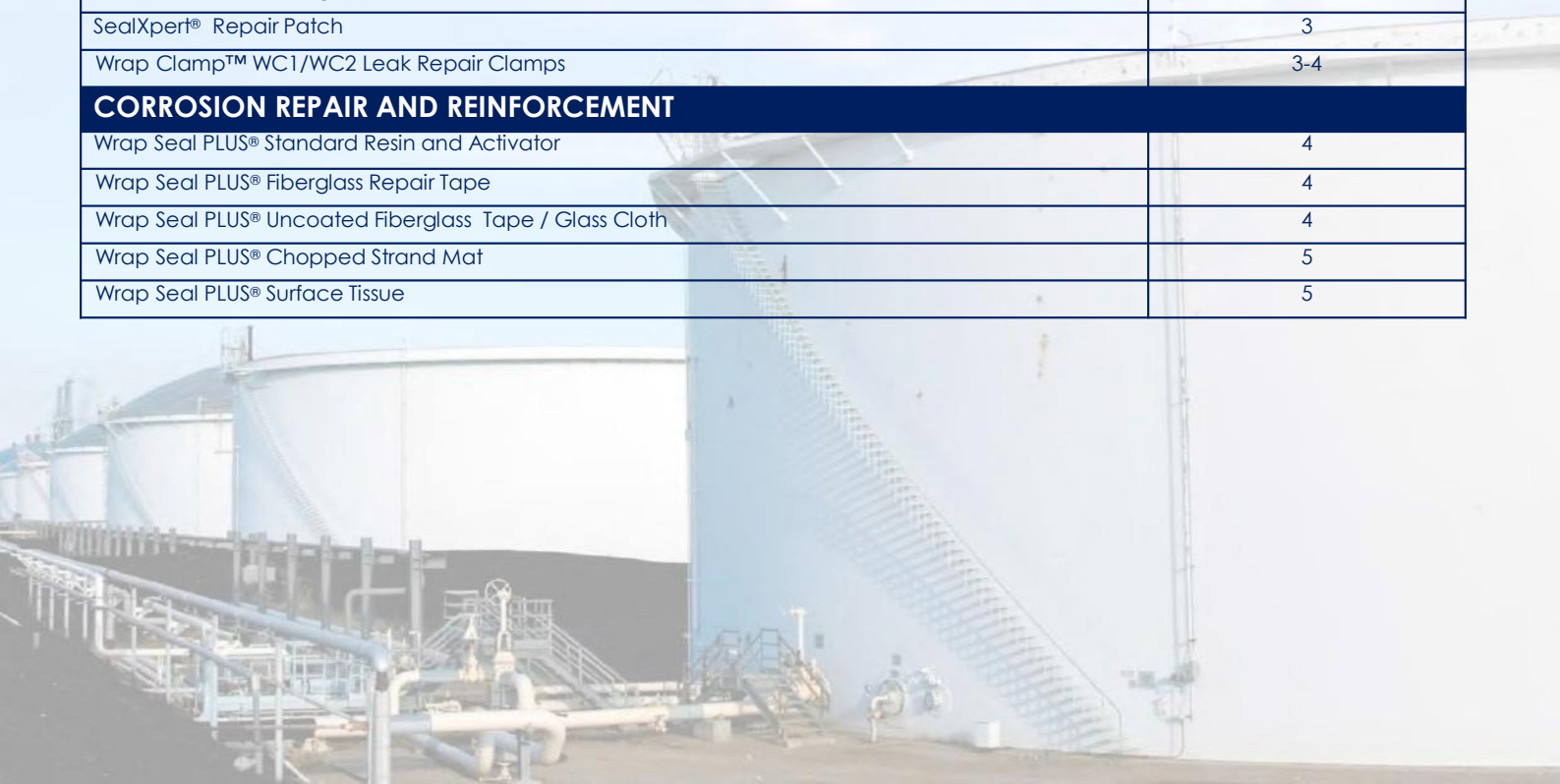
TABLE OF CONTENTS

LEAK REPAIR

Wrap Seal® Quick Repair Kit for Pipe Leaks	1
Wrap Seal® ULTRA Quick Repair Kit for Active Pipe Leaks	2
SealXpert® Ultra Sealing Tape	3
SealXpert® Repair Patch	3
Wrap Clamp™ WC1/WC2 Leak Repair Clamps	3-4

CORROSION REPAIR AND REINFORCEMENT

Wrap Seal PLUS® Standard Resin and Activator	4
Wrap Seal PLUS® Fiberglass Repair Tape	4
Wrap Seal PLUS® Uncoated Fiberglass Tape / Glass Cloth	4
Wrap Seal PLUS® Chopped Strand Mat	5
Wrap Seal PLUS® Surface Tissue	5



Wrap Seal® Quick Repair Kit for Pipe Leaks

Features:

- Repairs leak in 30 minutes
- Applicable to pipes up to 18" (457 mm) diameter
- Applicable on any metal or non-metal pipes Repairs
- T-joint, elbow joint, valve thread, valve body
- Withstand pressure up to 400 psi (28 kg/cm²)
- Withstand temperature up to 200 °C (392 °F)
- Safe for drinking water and resistant to most chemicals
- Reinforce and strengthen pipe after repair
- Permanent repair and extend service life of pipes

Application:

- Pipe repairs:
 - ✓ offline repairs
 - ✓ sealing joints
 - ✓ hazardous material spill control
 - ✓ reinforce thinning walls
- Abrasion protection
- Structural reinforcement
- Repairs in hard to reach areas
- Underwater repairs



Package:

- 1 roll of Wrap Seal® Fiberglass Tape
 - ✓ [WS0206] 2" x 6' (50 mm x 1.8 m)
 - ✓ [WS0212] 2" x 12' (50 mm x 3.6 m)
 - ✓ [WS0309] 3" x 9' (75 mm x 2.7 m)
 - ✓ [WS0412] 4" x 12' (100 mm x 3.6 m)
- 1 unit of Seal Stic® Quick Cure Epoxy
- 1 pair of latex gloves
- Operating instruction



Product selection guide:

Pipe size	Number of rolls / size required		
	50 psi (4 kg/cm ²) 10 plys	150 psi (11 kg/cm ²) 15 plys	400 psi (28 kg/cm ²) 20 plys
1/2" (15mm)	1	1	1
3/4" (20mm)	1	1	1
1" (25mm)	1	1	2
1 1/4" (32mm)	1	2	3
1 1/2" (40mm)	2	2	1
2" (50mm)	1	1	1
2 1/2" (65mm)	1	1	2
3" (80mm)	1	2	2
4" (100mm)	1	2	3

Pipe size	Number of rolls / size required		
	50 psi (4 kg/cm ²) 10 plys	150 psi (11 kg/cm ²) 15 plys	400 psi (28 kg/cm ²) 20 plys
5" (125mm)	2	2	3
6" (150mm)	2	2	4
8" (200mm)	2	3	5
10" (250mm)	3	4	6
12" (300mm)	4	5	8
14" (350mm)	4	6	8
16" (400mm)	5	7	9
18" (450mm)	5	8	9
> 18" (450mm)	Contact SealXpert™ for recommendations		

* Colour denotes roll size.

Roll size


(2" x 6')
(50mm x 1.8m)

(2" x 12')
(50mm x 3.6m)

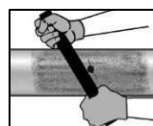
(3" x 9')
(75mm x 2.7m)

(4" x 12')
(100mm x 3.6m)

Wrap Seal® Offline Leak Repair Procedure:



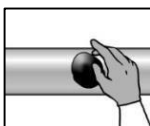
1. Stop the pipe flow




2. Roughen the area to be repaired



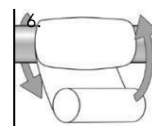
3. Knead the Seal Stic®



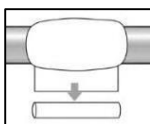
4. Apply the Seal Stic® to fill in holes or crack of the damaged or leak area.



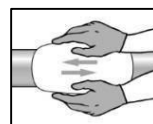
5. Immerse the Wrap Seal® Fiberglass Tape into water



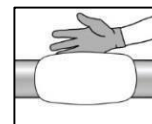
6. Wrap the Wrap Seal® Fiberglass Tape around the repair area as tightly and evenly as possible, using the entire roll



7. Discard the plastic tube at the end of the roll



8. Wet gloves in water and quickly compress the bubbling resins back into the fiberglass wrap



9. Continue to polish the wrap until all bubbling has stopped. Repair completed with smooth and hard ivory appearance

Wrap Seal® ULTRA Quick Repair Kit for Active Pipe Leaks

Features:

- Repairs under active leak up to 150 psi (11 kg/cm²) pressure
- No shutdown required
- Works on any metal or non-metal pipes
- Applicable to pipes up to 18" (457 mm) diameter
- Repairs leak in 15 minutes
- Withstand pressure up to 500 psi (35 kg/cm²)
- Withstand temperature up to 200 °C (392 °F)
- Safe for drinking water and resistant to most chemicals
- Ideal for pipeline reinforcement

Application:

- Pipe repairs:
 - active pipe leaks
 - sealing joints
 - hazardous material spill control
 - reinforce thinning walls
- Repairs in hard to reach areas
- Underwater repairs



Package:

- 1 roll of Wrap Seal® Fiberglass Tape + 1 roll of SealXpert® Ultra Sealing Tape
- ✓ [WSU0206] 2" x 6' (50 mm x 1.8 m)
- ✓ [WSU0212] 2" x 12' (50 mm x 3.6 m)
- ✓ [WSU0309] 3" x 9' (75 mm x 2.7 m)
- ✓ [WSU0412] 4" x 12' (100 mm x 3.6 m)
- ✓ 1" x 16' (25 mm x 5 m)
- ✓ 1" x 16' (25 mm x 5 m)
- ✓ 1 1/4" x 16' (32 mm x 5 m)
- ✓ 2" x 16' (50 mm x 5 m)
- 1 unit of Seal Stic® Quick Cure Epoxy
- 1 pair of latex gloves
- Operating instruction



Product selection guide:






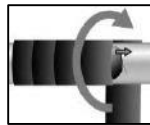

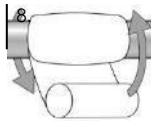
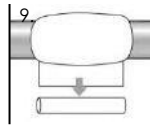

Pipe size	Number of rolls / size required		
	50 psi (4 kg/cm ²) 10 plys	150 psi (11 kg/cm ²) 15 plys	400 psi (28 kg/cm ²) 20 plys
1/2" (15mm)	1	1	1
3/4" (20mm)	1	1	1
1" (25mm)	1	1	2
1 1/4" (32mm)	1	2	3
1 1/2" (40mm)	2	2	1
2" (50mm)	1	1	1
2 1/2" (65mm)	1	1	2
3" (80mm)	1	2	2
4" (100mm)	1	2	3

Pipe size	Number of rolls / size required		
	50 psi (4 kg/cm ²) 10 plys	150 psi (11 kg/cm ²) 15 plys	400 psi (28 kg/cm ²) 20 plys
5" (125mm)	2	2	3
6" (150mm)	2	2	4
8" (200mm)	2	3	5
10" (250mm)	3	4	6
12" (300mm)	4	5	8
14" (350mm)	4	6	8
16" (400mm)	5	7	9
18" (450mm)	5	8	9
> 18" (450mm)	Contact SealXpert™ for recommendations		

* Colour denotes roll size.

Roll size	(2" x 6') (50mm x 1.8m)	(2" x 12') (50mm x 3.6m)	(3" x 9') (75mm x 2.7m)	(4" x 12') (100mm x 3.6m)
-----------	-------------------------	--------------------------	-------------------------	---------------------------

Wrap Seal® ULTRA Active Leak Repair Procedure:

-  1. Minimize the flow rate and reduce system pressure
-  2. Roughen the area to be repaired
-  3. Knead the SealStic®
-  4. Place the SealStic® away from the leak location
-  5. Start wrapping the SealXpert® Ultra Sealing Tape a few distances away from the leak location
-  6. Continue to wrap SealXpert® Ultra Sealing Tape onto pipe while pushing the SealStic® onto leak location
-  7. Immerse Wrap Seal® Fiberglass Tape into water
-  8. Wrap the Wrap Seal® Fiberglass Tape above the repair tape as tightly and evenly as possible, using the entire roll
-  9. Discard the plastic tube at the end of the roll
-  10. Wet gloves in water and quickly compress the bubbling resins back into the fiberglass wrap until all bubbling has stopped. Repair completed with smooth and hard ivory appearance

SealXpert® Ultra Sealing Tape

Features:

- Seals active pipe leaks up to 150 psi (11 kg/cm²)
- High tensile and dielectric strength
- Superior bonding properties
- Bond to itself, no adhesive required
- Excellent air and moisture control
- Seals irregular shapes

Application:

- Permanent air-tight and water-tight seal in emergency situations
- Designed for quick plumbing repairs, sealing hoses, emergency O-ring, seals or to insulate electrical wiring
- Use for active pipe leak repairs, leaking joints and hazardous material spill control



Package:

- [UST2505] 1" x 16' (25 mm X 5 m)
- [UST2510] 1" x 33' (25 mm X 10 m)
- [UST3205] 1 1/4" x 16' (32 mm X 5 m)
- [UST3210] 1 1/4" x 33' (32 mm X 10 m)
- [UST5005] 2" x 16' (50 mm X 5 m)
- [UST5010] 2" x 33' (50 mm X 10 m)

SealXpert® Repair Patch

Features:

- Easy to use, fast installation
- Hardens to a tough, durable waterproof finish in minutes
- Excellent adhesion to iron, steel, stainless steel, titanium, fiberglass, aluminum, wood, ceramics, composites, acrylics, PVC, and most other plastics

Application:


- Makes permanent, waterproof field repairs to pipes, tanks, vessels, and containers



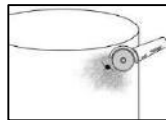
Package:

- [PP0812] 8 cm x 12 cm

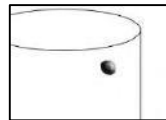
SealXpert® Repair Patch Application Procedure:



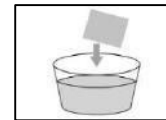
1. Leak on flat surface



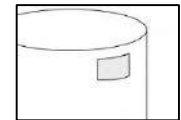
2. Roughen the area to be repaired



3. Apply Seal Stic® to fill in holes or crack of the damaged or leak area



4. Immerse the SealXpert® Repair Patch into water



5. Apply SealXpert® Repair Patch onto the affected area

Wrap Clamp™ WC1/WC2 Leak Repair Clamps

Features:

- WC1: Single side locking clamp
- WC2: Two side locking clamp
- Easy to handle, quick and simple to install

Application:

- WC1: Applicable for pipeline pressure up to 363 psi (26 kg/cm²) WC2: Applicable for pipeline pressure up to 174 psi (12 kg/cm²) Acts as compensator for thermal expansion and dampens vibration
- Operating temperature: NBR: -20 °C (-4 °F) to 100 °C (212 °F)



	WC1 Leak Repair Clamps			
	O.D.		O.D. Range	Length, L
	Inch	mm		
WC1-25A60	1	34	33-35	57
WC1-32A60	1 1/4	42	42-44	57
WC1-40A60	1 1/2	48.6	47-49	60
WC1-50A80	2	60.5	59-61	80
WC1-65A140	2 1/2	76.3	75-78	140
WC1-80A200	3	89.1	88-91	203

	WC1 Leak Repair Clamps			
	O.D.		O.D. Range	Length, L
	Inch	mm		
WC1-100A200	4	114	106-117	203
WC1-125A200	5	140	138-142	204
WC1-150A200	6	168	158-170	204
WC1-200A255	8	219	216-222	255
WC1-250A255	10	273	272-276	255
WC1-300A255	12	325	324-328	255

	WC2 Leak Repair Clamps			Length, L
	O.D.		O.D. Range	
	Inch	mm		
WC2-300A255	12	325	324-328	255
WC2-350A255	14	377	375-379	255
WC2-400A255	16	426	425-429	255
WC2-450A255	18	480	476-480	255
WC2-500A255	20	530	528-532	255
WC2-550A255	22	559	557-560	255
WC2-600A255	24	610	608-612	255
WC2-650A255	26	660	658-663	255
WC2-700A255	28	711	709-714	255
WC2-750A255	30	762	759-765	255

	WC2 Leak Repair Clamps			Length, L
	O.D.		O.D. Range	
	Inch	mm		
WC2-800A255	32	813	810-816	255
WC2-850A255	34	864	861-867	255
WC2-900A255	36	914	911-917	255
WC2-950A255	38	965	962-968	255
WC2-1000A255	40	1016	1013-1019	255
WC2-1050A255	42	1067	1064-1070	255
WC2-1100A255	44	1118	1115-1121	255
WC2-1150A255	46	1168	1165-1171	255
WC2-1200A255	48	1219	1216-1221	255

CORROSION REPAIR AND REINFORCEMENT

Wrap Seal PLUS® Standard Resin and Activator

Features:

- Corrosion barrier and isolator
- High adhesion strength
- Excellent alkali and acid resistance
- Ease of application by using paint rollers and paint brush
- Applicable for pipes, tanks, and large surfaces

Application:

- Applied as corrosion coating on pipes, storage tanks, vessels, exhaust lines, bulkheads, machineries, joints, and large surfaces.
- Applied with Wrap Seal PLUS® Uncoated Fiberglass Tape, Chopped Strand Mat or Surface Tissue for reinforcement, bonding and lamination



Package:

- [WSP500]
 - ✓ 1 can of Wrap Seal PLUS® Resin
 - ✓ 1 bottle of Wrap Seal PLUS® Activator
 - ✓ Gross weight: 500 gm (1.1 lb)

Wrap Seal PLUS® Fiberglass Repair Tape

Features:

- Remediate, repairs and reinforces
- Durable, strong and permanent
- Restore pipes to original strength

Application:

- Applied onto thinning pipe walls for pipeline reinforcement
- Improve hoop strength of pipeline after repair
- Suitable for pipe diameter up to 60" (1,524 mm)
- Applicable for pipeline temperature up to 280 °C (536 °F)



Package:

- [WS0420PLUS] 4" x 20' (100 mm x 6.0 m)
- [WS0430PLUS] 4" x 30' (100 mm x 9.0 m)
- [WS0620PLUS] 6" x 20' (150 mm x 6.0 m)
- [WS0630PLUS] 6" x 30' (150 mm x 9.0 m)

Wrap Seal PLUS® Uncoated Fiberglass Tape / Glass Cloth

Features:

- Made by weaving yarn into cloth on a loom state
- Suitable for tube, tanks, pipes and structural products with high strength and high fiber content
- Not hazardous

Application:

- Specially designed for use in filament winding applications with epoxy resin systems



Package:

Wrap Seal PLUS® Uncoated Fiberglass Tape

- [WS2100] 2" x 328' (50 mm x 100 m)
- [WS4100] 4" x 328' (100 mm x 100 m)

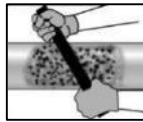
Wrap Seal PLUS® Glass Cloth

- [GC1000] 39" x 39" (1 m x 1 m)


Wrap Seal PLUS® Corrosion Repair Procedure for Pipes:



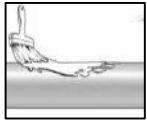
1. Corroded pipe surface




2. Roughen the area to be repaired



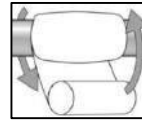
3. Mix and stir Wrap Seal PLUS® Resin and Activator for at least 1 minute until well mixed



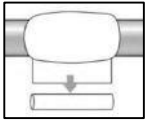
4. Apply two coats of activated resin evenly over the area to be repaired and allow to cure



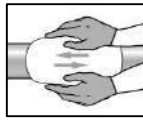
5. Immerse Wrap Seal PLUS® Fiberglass Repair Tape into water



6. Wrap the fiberglass repair tape as tightly and evenly as possible, with at least 50% overlap over affected pipe length



7. Discard the plastic tube at the end of the roll



8. Wet gloves in water and quickly compress the bubbling resins back into the fiberglass wrap until all bubbling has stopped. Repair completed with smooth and hard ivory appearance

Wrap Seal PLUS® Chopped Strand Mat

Features:

- Excellent conformability and handling
- Excellent weight uniformity
- Good mechanical properties
- Good laminate smoothness

Application:

- Applied with Wrap Seal PLUS® Resin and Activator to provide high tensile strength, impact, abrasion and corrosion resistance for large surfaces with low curvatures (storage tanks, vassals, etc.)
- Designed as surface rebuilding over large surfaces



Package:

- [CM450] 39" x 210' (1 m x 64 m)
- [CM450A] 39" x 3' (1 m x 1 m)

Wrap Seal PLUS® Surface Tissue

Features:

- Excellent fiber distribution
- Excellent weather-proofing
- Imposed seepage resistance
- Final layer of flat surface repair

Application:


- Applied with Wrap Seal PLUS® Resin and Activator to provide high tensile strength, impact, abrasion, and corrosion resistance for large surfaces (storage tanks, vassals, etc.) Designed to be used as a surfacing tissue to provide a gel-coat/resin reinforcement and a smooth resin-rich surface to the composite



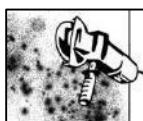
Package:

- [ST200] 39" x 656' (1 m x 200 m)

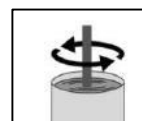
Wrap Seal PLUS® Corrosion Repair Procedure for Flat Surfaces and Tank:



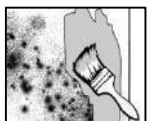
1. Corroded surface



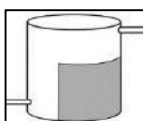
2. Roughen the area to be repaired



3. Mix and stir Wrap Seal PLUS® Resin and Activator for at least 1 minute until well mixed



4. Apply two coats of activated resin evenly over the area to be repaired and allow to cure



5. Apply several layers of Wrap Seal PLUS® Chopped Strand Mat onto the affected area and one final layer of Wrap Seal PLUS® Surface Tissue

ENGINEERED INDUSTRIAL MRO SOLUTIONS

LEAK REPAIR | CORROSION REPAIR AND REINFORCEMENT | CORROSION PROTECTION |
EPOXY PUTTIES AND COATINGS | SEALANTS AND ADHESIVES | SPECIAL LUBRICANTS |
AEROSOLS | CLEANING CHEMICALS | FIRE PROTECTION

Carafra Industrial Composites Ltd Nigeria

No 3 Niwil Close, Ikeja, Lagos, Nigeria

Contact: Stephen Ekekeh - Tel: 08061626114 - Email: se@cic-wa.com

Contact: Peter Dugdale – Tel: 08060180786 – Email: pld@cic-wa.com –

Website: www.cic-wa.com

